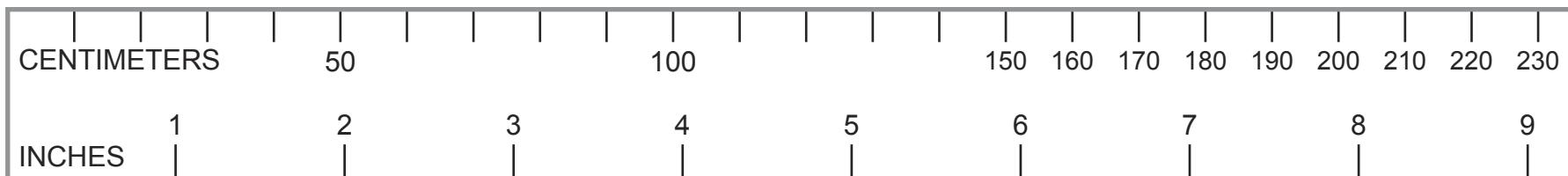


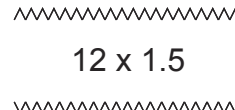
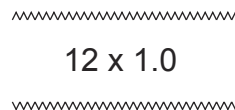


Axle Finder

- 1) Print this sheet (actual size), and verify the accuracy of the scale with a ruler.
- 2) Determine your axle thread pitch by holding up the threads on your axle to the examples below.
- 3) Determine your axle overall length by holding it up to the example below.
- 4) With your thread pitch and length, go to www.robertaxleproject.com/products/ to find which axle you need.



AFTER PRINTING, MEASURE SCALE TO ENSURE ACCURACY. PRINT ACTUAL SIZE. NO SCALING.